

SpO2 Report ---OxiMetry Report

User Information	Name : lichao	Height /cm : 170	Weight /kg : 55
Age : 25	Sex : Male	Duration : 01:52:17	Analysed : 01:52:17
Recording Date(mm/dd/yy) : 05/08/08 time : 15:05:18			

Comments

Event Data	SpO2	Pulse	%SpO2 Level	Events	Below(%)	Time(%)
Total Events	4	95	99 - 95	3	100	100.0
Time In Events(min)	1.8	19.3	94 - 90	0	95	0.9
Avg. Event Dur.(sec)	26.8	12.2	89 - 85	1	90	0.2
Index (1/hr)	2.1	50.8	84 - 80	0	85	0.0
% Artifact	0.2	0.2	79 - 75	0	80	0.0
Adjusted Index (1/hr)	2.1	50.9	74 - 70	0	75	0.0
%SpO2 Data						
Basal SpO2(%)	98.7		69 - 65	0	70	0.0
Time(min) < 88%	0.0		64 - 60	0	65	0.0
Events < 88%	0		59 - 55	0	60	0.0
Minimum SpO2(%)	88		54 - 50	0	55	0.0
Avg. Low SpO2(%)	93.8		49 - 45	0	50	0.0
Avg. Low SpO2 < 88%	----		44 - 40	0	45	0.0
Pulse Data						
Avg Pulse Rate(bpm)	97.2		39 - 35	0	40	0.0
Low Pulse Rate(bpm)	54		34 - 30	0	35	0.0

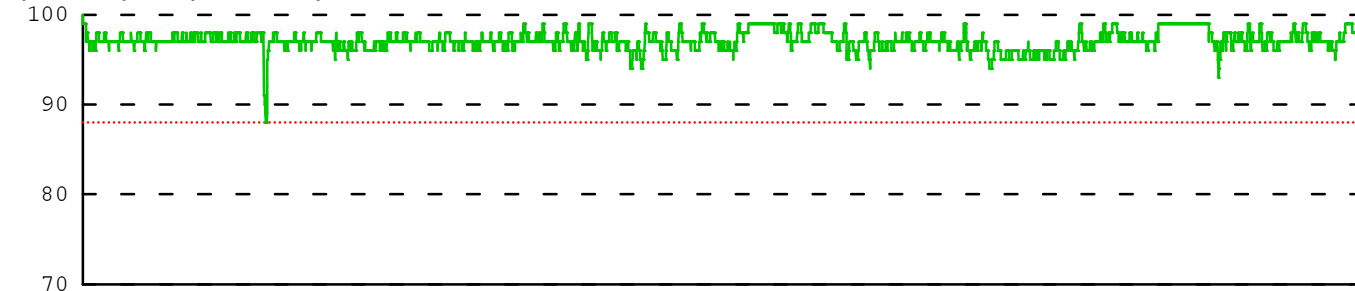
Analysis Parameters

Desaturation Event: drop in SpO2 by at least 4% for a minimum duration of 10 seconds.

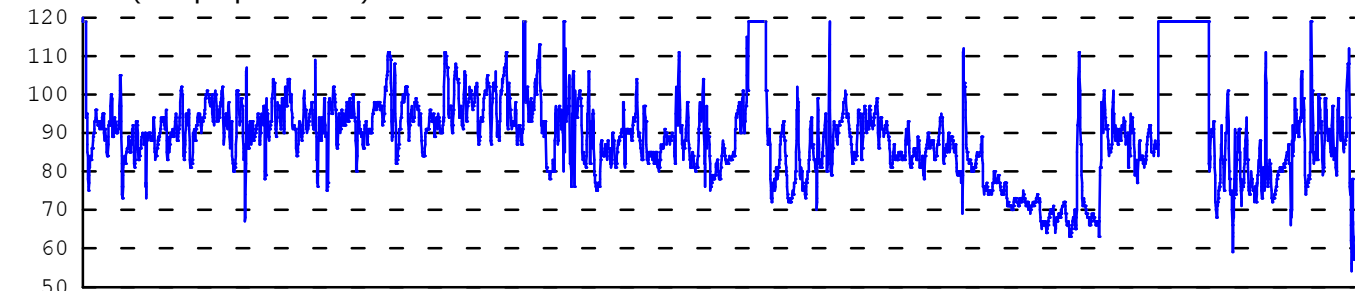
Pulse Event: Change in rate by at least 6 bpm for a minimum duration of 8 seconds.

Graphic Summary

SpO2 (10% per division)

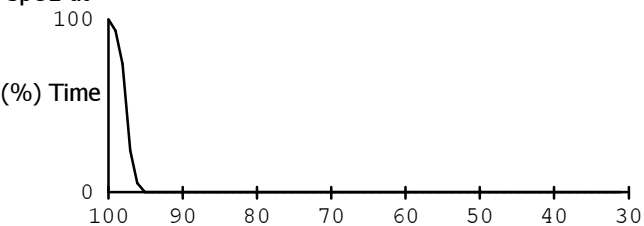


Pulse Rate (10 bpm per division)



Time 15:10 15:20 15:30 15:40 15:50 16:00 16:10 16:20 16:30 16:40 16:50

SpO2 at



SpO2 Events at

